



 3dpbm | Insights

# Automotive AM

Additive manufacturing finds its role in the ever-evolving automotive sector

January 2021



### **About**

3dpbm is a leading media company providing insights, market analysis and B2B marketing services to the AM industry. 3dpbm publishes 3D Printing Media Network, a global editorial website that is a trusted and influential resource for professional additive manufacturing.

### **Contact**

[info@3dpbm.com](mailto:info@3dpbm.com)

[www.3dpbm.com](http://www.3dpbm.com)

Cover image: © General Motors

Other image credits on Page 66

© 2021 3D Printing Business Media Ltd. All Rights Reserved.

# Hello



---

Happy new year and welcome to our first AM Focus eBook edition of 2021! In this new series we will explore an array of AM topics, including ones we started to delve into last year and new subsegments.

In this inaugural publication, we revisit the ever-evolving automotive sector and its activities in AM—with a special focus on electric vehicles (EVs). The automotive and additive manufacturing industries are more closely entwined than ever. What was once a prototyping technology used sparingly by automotive manufacturers is now transitioning to become an integral production method, for prototyping, tooling and end-use parts. Excitingly, AM is giving automakers a new degree of freedom, opening up opportunities to explore new car designs and more efficient production workflows.

The eBook begins with an insightful analysis of the market for 3D printed automotive and EV parts. This is followed by the jewel in the crown: an exclusive interview with automotive giant General Motors looking at its AM strategy. We are also excited to present a look at some of our favorite 3D printed car restoration projects from over the years as well as a map of AM's most influential players in the automotive space.

**Tess Boissonneault**

Editor in Chief, 3dpbm

# Table of Contents

---

**6 ANALYSIS**

The market for automotive and EV AM parts

---

**18 INTERVIEW**

The integration of AM at General Motors

---

**26 INTERVIEW**

Racing with Sauber into the future of additive production

---

**34 SPOTLIGHT**

Reviving the past: our favorite 3D printed auto restorations

**38 MAPPING**

How major automakers use AM for production today

**44 CASE STUDY**

Bugatti Bolide: An AM masterpiece in the making

**60 MAPPING**

Additive manufacturing companies to watch in automotive

---

**65 LET'S PARTNER**

---

**66 IMAGE CREDITS**

---

**67 DISCLAIMER**

# Newsletter

Join over 10,000 professionals and get AM industry insights sent directly to your inbox every week.

Carefully curated by our editors, our weekly newsletter keeps executives, engineers and end-users updated on the AM developments that really matter.

Check out an [example](#) or [sign up](#) to join them.





ANALYSIS

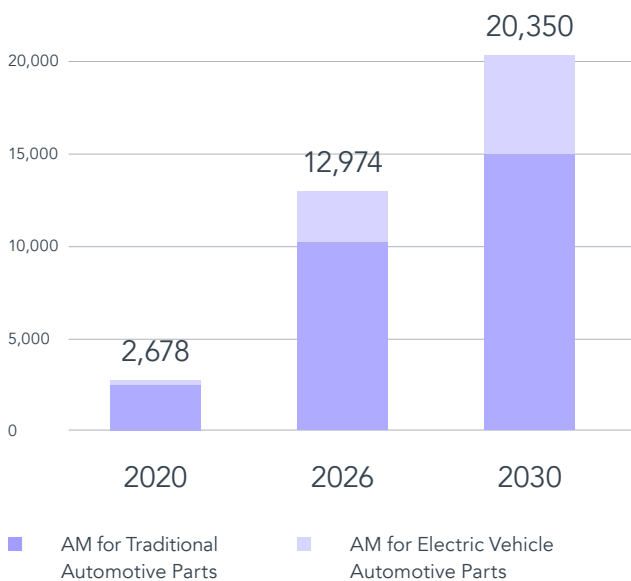
## The market for Automotive and EV AM parts

Today, the total global market for car parts is worth over \$1 trillion. How much of this is going to be represented by EVs? And how much of this can be produced by AM?

Cars are made up of four main types of parts: body, auxiliary electronics, interior and powertrain parts. If we combine the global turnover generated by all these groups of parts, we obtain a collective turnover of about \$1.1 trillion, more than half of which is represented by powertrain components. Within this \$1 trillion, between \$25 and \$50 billion (2.5% to 5%)—growing to \$160 billion according to ResearchAndMarkets—is generated by EVs, with EV powertrain elements representing between \$15 and \$30 billion. If we factor in the attractive (especially in terms of AM) business for after-market and replacement parts, the total TAM approaches \$1.5 trillion.

### Expected revenues associated with AM for production of automotive parts (\$USM)

Source: 3dpbm Research



How many of these components could be 3D printed and how much could AM realistically generate in the broader automotive industrial sector and more specifically in the rapidly growing EV segment? We think the business potential for AM in automotive parts (including tools and prototypes) can grow to top \$20 billion by 2030, of which about 25% is relative to EV parts production.

Let's take the vehicle apart to take a closer look and understand how accurate this forecast is.

## CAR BODY PARTS

According to a realistic figure provided by Markets and Markets, the global automotive body parts market size is expected to be generating \$29.7 billion in 2020, growing at a CAGR of 3.8% and projected to reach \$37 billion by 2026. This market segment—the smallest among the ones we are going to be analyzing in terms of revenues—includes body components (including trim), doors and windows.

### AM applications

Besides obvious applications in prototyping, AM has shown it can play a role in the market for car body parts. One of the first possible applications is in custom trim body components, including bumpers and fenders. This was initially demonstrated by BMW Group with the (now discontinued) MINI Yours Customised program, which allowed customers to design certain exterior (and interior) components themselves, for example with computer-based laser lettering for the production of the door sill with customer-specific styling.

More immediately, 3D printing is being implemented in certain smaller and less obvious serially manufactured parts, such as the guide rail for the window of the BMW i8 Roadster (using polymers with HP MJF technology) and the cover which unfolds when opening the roof of the open-top hybrid sports car (using metal PBF).

A bit more long term, EV firm Local Motors has been demonstrating the ability to 3D print entire car bodies using LFAM composite 3D printing technologies. After 3D printing the first entire car bodies, the Strati and its successors, starting in 2014, Local Motors is entering the market with the Olli smart EV shuttle, which integrates an entirely 3D printed body. Another interesting attempt at 3D printing a car body—this time using a

large-format metal DED technology—the “La Bandita speedster” was presented in 2018 by the startup Hackrod in collaboration with Siemens. However the project has not yet seen the light of day.

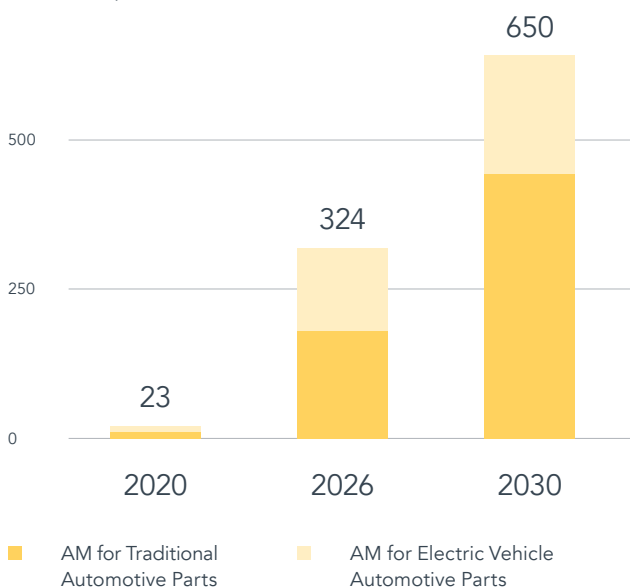
## AM potential

*Long-term and moderate at around 1% market penetration by 2030*

AM applications in the production of car body parts, for both traditional vehicles and EVs, are definitely a more long-term opportunity. However, some smaller body components and connectors are already being mass produced in both metal and polymer materials. And, because EVs are expected to have increasingly fewer parts in the future, 3D printing will have a more significant penetration in the EV car body parts production market than in traditional vehicles. XXXThis market includes audio/video devices, cameras, low-voltage electrical supply systems, gauges and meters, ignition system components, lighting and signaling systems, as well as several different types of sensors.

## Expected revenues associated with AM for production of car body parts (\$USM)

Source: 3dpbm Research



## AUXILIARY ELECTRICAL SYSTEMS AND ELECTRONICS

The global automotive electronics market size was estimated at \$250 billion by Grand View Research in 2019 and is expected to be worth \$270 billion in 2020. This market includes several small and intricate products which could significantly benefit from AM in production, at least to certain batch numbers of several tens of thousands and—3dpbm expects—even into the millions of parts by the end of this decade.

This market includes audio/video devices, cameras, low-voltage electrical supply systems, gauges and meters, ignition system components, lighting and signaling systems, as well as several different types of sensors, electrical switches, wiring harnesses and, of course, electronic enclosures.

## AM applications

In terms of applications, AM is already used significantly in the production of custom electronic enclosures and switches. Other key applications include the use of copper, which is skyrocketing in metal AM—in both metal PBF and bound metal/binder jetting technologies.

AM part production firms and AM factories such as Slant 3D (along with most 3D printing service providers, to different extents) have demonstrated the cost efficiency of 3D printing electronic enclosures (and related products). An advantage of high-volume 3D printing is its ability to produce custom parts at scale without the cost of molds. This freedom allows for products to evolve during production and reduces inventory requirements. Electronic enclosures cannot accommodate the millions of PCB designs that are used in cars, which feature more and more electronic elements—a trend that will increase by several orders of magnitude with EVs and with increased demand for customization. With 3D printing, enclosures can be produced on demand, as the parts are sold, with no molding cost.





Local Motors has relied heavily on 3D printing to develop and manufacture its electric shuttle vehicle, the Olli.

Image: Local Motors

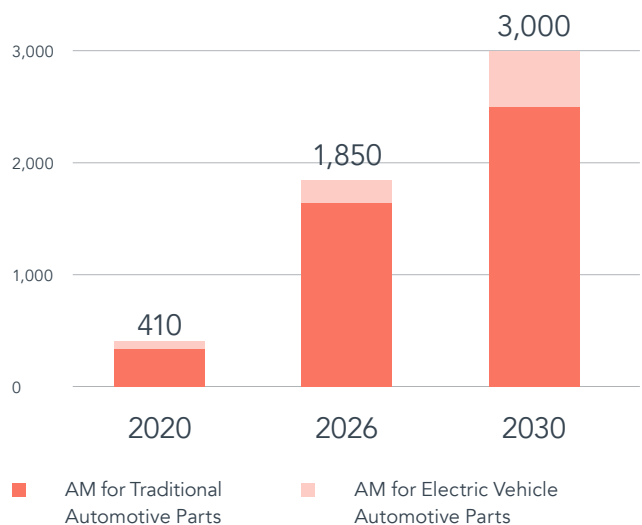
## AM potential

*Short term and moderate at up to 1% market penetration by 2030*

The application of AM in the production of electronic components—especially enclosures and switches—is expected to increase rapidly to serial production levels, as combustion engines become more compact and EVs become more streamlined. Polymer 3D printing with high-temperature materials already enables the production of several under-the-hood components for combustion engine vehicles. With EVs and, in general, smart vehicles, adoption of AM is expected to be even more significant, as temperatures become less of an issue (outside of batteries), and the need for complex electronic parts increases.

## Expected revenues associated with AM for production of car electronics (\$USM)

Source: 3dpbm Research



## INTERIOR PARTS

The global automotive interiors market was valued at \$171 million in 2017, and is projected to reach \$240 million by 2025, registering a CAGR of 4.7% from 2018 to 2025, according to Allied Market Research. This industrial segment includes all floor components and parts, dashboards, finishing and trim, accessories and, of course, the car seat. This last area in particular, has recently instigated a number of innovative 3D printing approaches.

### AM applications

Major automotive manufacturers are already exploring and bringing to market 3D printed interior vehicle parts. One of the most popular applications to date is using AM for car seat components. In 2018, GM and Autodesk

famously developed a 3D printed seat bracket using generative design. Made from stainless steel, the seat bracket benefitted from part consolidation (from eight parts to one) and weight reduction (by 40%). HP is also rumored to be working on a new approach to car seat production, leveraging complex lattice geometries to modify the flexibility of elastomeric materials (TPU and TPA) used to produce car seat sections using MultiJet Fusion technology.

Further, luxury car manufacturer Porsche unveiled a new concept for a 3D printed bodyform full-bucket seat in 2020. The bucket seat, designed for sports cars, integrates a sandwich construction that combines expanded polypropylene (EPP) and a 3D printed lattice layer made from polyurethane-based materials. Notably, the 3D printed layer can be customized for the driver's comfort preferences.

Porsche's concept for a new full-bucket seat integrates 3D printed lattices for custom cushioning.

Image: Porsche AG



Most recently, Rolls-Royce introduced the Extended Ghost model with a number of 3D printed parts, including several interior components. Polymer components were crafted using MJF and SLS technologies. Lamborghini also regularly includes custom components 3D printed using Carbon technology in its new vehicles. Of course, 3D printed interior components are today still largely limited to luxury vehicles, which often come in increasingly limited editions.

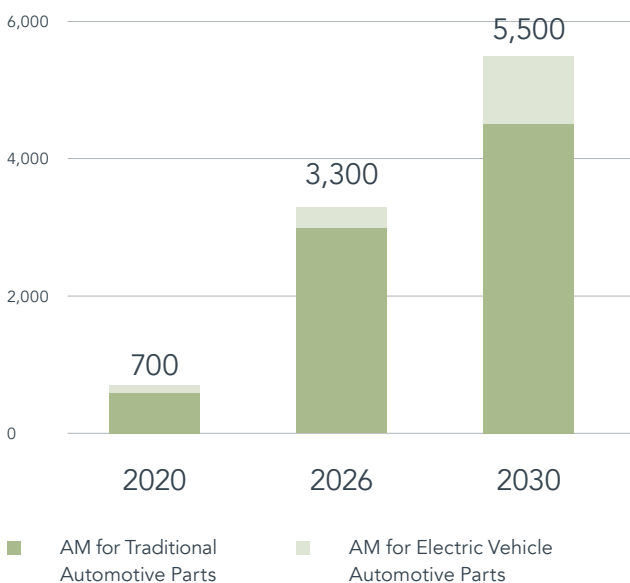
### AM potential

*Medium term and significant at above 1% market penetration by 2030*

Interior components in both metal and durable plastics are expected to grow into a major revenue opportunity for additive manufacturing companies. This is due to the large variety of parts that can be cost-effectively 3D printed, along with rapidly increasing customization requirements, lightweight requirements, complex part geometries and on-demand production capabilities.

### Expected revenues associated with AM for production of interior parts (\$USM)

Source: 3dpbm Research



## POWERTRAIN AND CHASSIS

This brings us to the most significant segment for automotive production. The global powertrain, powertrain parts and chassis market was worth \$607 billion in 2019 according to Research and Markets. It is expected to grow at a compound annual growth rate (CAGR) of 8.76% and reach \$849 billion by 2023. While car body and interior parts for traditional and EV automotive are generally the same, powertrain elements can differ significantly. Grandview Research estimates the global electric powertrain market size to be around \$20 billion in 2020, growing at a compound annual growth rate of 13.6% from 2020 to 2027 to near \$40 billion by 2027.

### Combustion powertrain parts and AM applications

Combustion-engine-specific components and parts refer mainly to the engine and transmission. Combustion engines include a number of parts that could benefit from both metal and high-performance polymer 3D printing, however the level of part demand in the mass automotive industry is such that no AM technology can cost-effectively meet it today.

The irony is that as AM technologies become more productive, combustion engines are likely to be progressively phased out. However, as combustion engines begin to be produced in lower numbers and optimized for increasingly higher performances (reducing emissions), AM technologies may prove increasingly useful. In particular, AM can be used to optimize the shape and reduce subassemblies for complex parts such as exhaust manifolds, valves and even pistons, while increasing the performance of integrated cooling systems by leveraging geometry and new materials for improved heat dissipation.

Besides experimental display models, there are no published cases of directly 3D printed engine blocks to date. These parts may eventually be produced either

# “Czinger uses additive manufacturing to create performance-engineered componentry, including the chassis.”

via direct metal 3D printing or—more likely—indirect 3D printing molding technology. voxeljet has already demonstrated the reconstruction of a historic Delage racing engine using sand binder jetting. The entire sand core package was printed using their VX1000 system.

## Hybrid powertrain parts and AM applications


Several powertrain and chassis parts are common to both vehicles with internal combustion engines and EVs, although they may take different forms. Several of these have been 3D printed in some form, starting with the high-profile Czinger 21C hybrid supercar project, which integrates a number of 3D printed parts. Czinger uses additive manufacturing methods to create performance-engineered componentry, including the chassis derived from the project predecessor, the Blade supercar which was produced using SLM Solutions metal PBF technology.

Bugatti, another major combustion-engine supercar manufacturer—which we look at in a little more detail on [page 44](#)—has publicly used AM on a number of parts, including the revolutionary titanium 3D printed brake calipers. More recently, the company produced hybrid components, such as the 0.5-meter-long auxiliary drive shaft, combining carbon fibers with 3D printed titanium end fitting to reduce weight by around half to 1.5 kilograms and increase performance due to the reduction of the rotating masses.

## Electrified powertrain parts and AM applications

EVs use the electricity saved in the battery to cycle the motor and generate the power necessary for driving. As such, EVs have no need for the engine and transmission, the two of the most crucial components for internal combustion vehicles. Instead, EVs carry several components for electric power: the motor, the battery, the on-board charger and the Electric Power Control Unit (EPCU). All are essential components to achieve the conversion of the battery’s electricity into kinetic force. The motor is also in part an electric generator—it converts the kinetic energy generated while in neutral gear (e.g. while the car is going downhill) into electric energy saved to the battery. The same energy-saving idea applies when the car is slowing down.

In electric motors, a particularly interesting focus for AM is on copper. German firm Additive Drives presented promising applications cases. One, in cooperation with the Racetech Racing Team eV of TU Freiberg, involves 3D printed single coils used on the racing engine. In another project, copper 3D printed hairpin windings reduced the time required for the development and production of an electric traction motor prototype to one month. In addition, direct production of individual lots was achieved for Dresden-based pedelec manufacturer Binova: using 3D printed individual coils, Binova produced several different types of electric bikes with an unconventional electric motor design and no tool



Porsche and SLM Solutions developed a E-Drive housing using the latter's 12-laser NXG XII 600 PBF system.

Image: Porsche AG

adjustments. More recently, Porsche and SLM Solutions revealed a project centered on manufacturing a complete housing for an electric drive using 3D printing. The 3D printed E-Drive housing on the engine-gearbox unit produced using the additive laser fusion process passed all the quality and stress tests. In the future this may become a viable production method.

In EVs, the reducer is a kind of transmission that serves to effectively convey the motor's power to the wheel. The motor has a far higher RPM than that of an internal combustion engine, so with the reduced RPM, the EV powertrain can take advantage of the resulting higher torque. This part is a fairly complex metallic component that could be optimized with AM for fast production,

improved performance and weight reduction in the future. The Electric Power Control Unit is another complex enclosure that could benefit from AM processes. It includes the inverter, which converts the battery's DC into AC, and is used to control the motor speed; the Low voltage DC-DC Converter, which supplies the vehicle's various electronic systems; and the Vehicle Control Unit. The VCU oversees nearly all the vehicle's power control mechanisms, including the motor control, regenerative braking control, A/C load management and power supply for the electronic systems.

The battery stores electrical energy and is the equivalent of a fuel tank in an internal combustion engine: the higher the capacity, the higher the driving distance.



Czinger develops hybrid supercars that integrate a number of 3D printed components, including a metal chassis.

Image: Czinger

However, the battery's size and weight also have large implications on vehicle performance. A larger and heavier battery takes away from cabin/storage space and worsens the energy efficiency and fuel economy. The best way to optimize performance, then, is to maximize the battery's energy density—that is, having a small, lightweight battery that stores as much electric energy as possible.

Batteries are tricky and particularly interesting for AM in (a rapidly approaching) future. Several efforts have been made to produce batteries using different 3D printing technologies, with both polymer and ceramic materials. Because batteries can take many different

shapes and sizes for improved efficiency, AM could prove instrumental for testing—and eventually manufacturing—several new design iterations. The batteries used in EVs today are basically rows of hundreds of small-sized batteries fastened together to increase capacity. The Tesla 85kWh pack, for instance, is made up of 7,104 cells roughly the size of AAs. With 3D printing, the individual cells don't have to be manufactured and assembled: the module can be designed and printed in the desired overall shape. AM can also make a difference in the structure of the electrodes of a battery: porous electrodes increase energy density, and AM is ideally suited to build electrode materials into lattice shapes that have more exposed surface area for

the chemical reactions to take place, resulting in a more efficient battery. Swiss firm Blackstone Resources has recently achieved a series of important milestones for its proprietary 3D printing technology to print lithium-ion solid-state batteries. Blackstone’s 3D printing process claims to offer substantial advantages over conventional battery cell designs that use liquid electrolytes. These include significantly lower costs, a higher level of production flexibility—when it comes to the format of the cell—and a 20% increase in energy density. Moreover, by using this technology, the number of materials that do not store energy (such as copper and aluminum) could be reduced by up to 10%. The Swiss company also developed a workflow to mass-produce these batteries in 2021 in any shape or form using proprietary battery printing technology.

### AM potential

*EVs - Medium term to long term and very significant at above 1% market penetration by 2030*

*ICE – medium to long term and moderate at below 1% market penetration by 2030*

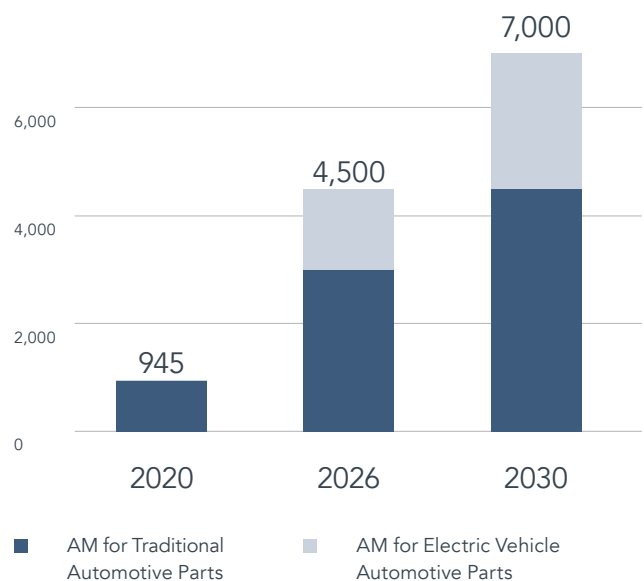
Powertrain components are the single largest sub-segment of the automotive parts market, and they are expected to be the largest segment for AM as well. Applications differ greatly between combustion and electric powertrains, which is why we are treating these as two separate categories. Because of the complexity of the parts and the number of subassemblies, the penetration of AM in combustion engine parts is more feasible today than in electric motors. However, this only applies to low production numbers (motorsports, luxury vehicles). As AM evolves to meet the requirements for mass automotive production, combustion engines are expected to be progressively phased out so that when AM will be fully ready and industrialized as a technology for combustion engine parts manufacturing (valves, manifolds, even engine blocks), EVs may represent the majority of cars being produced. In EV powertrains, the use of AM is particularly effective for part reduction, leading to weight reduction and



performance improvements, which in turn will enable higher mileage. However, the actual penetration of AM in EVs—beyond applications shared with combustion engine powertrains, such as chassis, brakes and fluid flow applications—is highly dependent on the ability to implement AM in serial battery manufacturing. Efforts in this sense are already underway but still a long way from becoming a consolidated business opportunity.

### Expected revenues associated with AM for production of powertrain parts (\$USM)

Source: 3dpbm Research



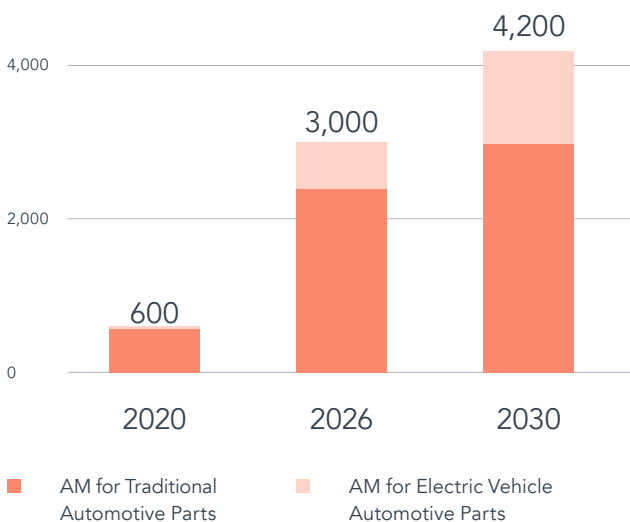
## AFTER-MARKET REPLACEMENT PARTS

The global automotive aftermarket size was valued at \$380 billion in 2019 by Precedence Research, and is expected to grow at a compound annual growth rate (CAGR) of 3.8% from 2020 to 2027 to \$513 billion. This market segment, which includes replacement parts, obsolescence management, restorations and car modification/performance kits, is one of the most attractive for additive manufacturing due to the possibility of reducing physical stock costs through digital warehousing and on-demand part production.

The automotive aftermarket includes post-sales replacement of vehicle parts or components to maintain the efficiency and its mobility affordable throughout the life of a vehicle. Segment operators in the automotive aftermarket that stand to benefit from polymer and metal AM implementation include OEMs, tier 1 and tier 2 suppliers, including multi-brand repairers, parts distributors, tools manufacturers, parts manufacturers and—on a more long-term basis—roadside rescue service providers.

### Expected revenues associated with AM for production of aftermarket parts (\$USM)

Source: 3dpbm Research



## AM applications

Some of the most high-profile application cases in the use of AM for replacement parts were presented by the Daimler-Benz Group, first with polymer replacement parts for Daimler buses (in partnership with EOS' Additive Minds) and later for the Mercedes-Benz Classics cars. These included the inside mirror base for the Mercedes-Benz 300 SL Coupé (W 198 model series), 3D printed using metal PBF; the spark plug holder from the tool kit; and the sliding sunroof rollers for the W 110, W 111, W 112 and W 123 model series, all 3D printed using nylon in polymer powder bed fusion.

Recently, aftermarket luxury car kit manufacturer 1016 Industries confirmed the company is planning to debut its first full-body 3D printed kit at the beginning of 2021. The company also plans to provide directly printed tooling molds for the McLaren 720S and other supercars, with the goal to manufacture aftermarket products directly as 3D printed parts.

## AM potential

*Short-term and significant at above 1% market penetration by 2030*

While companies targeting the automotive industry through high productivity metal binder jetting technologies are ultimately looking at serial production, replacement parts can be a viable opportunity for current polymer and metal PBF processes as well as a relevant short-term opportunity for metal binder jetting processes. The extreme cost reduction obtained from not having to stock parts or produce and stock expensive molds and casts, can easily be transferred to producing parts on demand, even with significantly higher materials costs and machine costs. ♦



# The most accessible SLS 3D printing solution for automotive

Over 1000 professionals  
worldwide use our solutions.



Meet **Lisa PRO set** and enjoy the most powerful 3D printing technology from Sinterit which takes the automotive prototyping to **a new level**.

Contact us at [sinterit.com](https://www.sinterit.com) and get the **free sample** from **Lisa PRO SLS 3D printer**, the one with the widest material portfolio.



INTERVIEW

# The integration of AM at General Motors

Exclusive interview with General Motors' Ali Shabbir and Dominick Lentine.

For over a century, Detroit-based General Motors (GM) has been a key pioneer and player in the global automotive sector. Today, GM holds the title of being the United States' biggest automotive manufacturer, followed by Ford Motor Company and Fiat Chrysler. As one can imagine, it has not maintained this leading position by resting on its laurels. No, the company has had to continually innovate and stay up-to-date with changing trends, both on the consumer and manufacturing sides.

It is no surprise therefore that GM is a keen adopter of additive manufacturing. The technology, whose applications are growing rapidly across many industries, has always had a special place in the automotive industry: initially just for prototyping and now also for tooling and end-use production. GM has been exploring the use of 3D printing for automotive production for over a decade and is now aiming to fully integrate the technology as an essential tool in its production toolbox.

To better understand the company's perspective on additive manufacturing and its potential, we caught up with Ali Shabbir, Engineering Group Manager for Product Applications, and Dominick Lentine, Engineering Group Manager for Manufacturing Applications.

## **Manufacturing matchmaker**

Part of Shabbir's mandate at GM is identifying the right type of manufacturing technology for specific production applications, a matchmaking of sorts. In other words, he and his team find automotive applications where it makes technical and commercial sense to use additive manufacturing, and then identify which AM technology is best for the job.

"We holistically evaluate all the technologies that we typically use for our production applications—which can be parts or tools. Processes that have higher throughput and integral isotropic material properties are typically better suited in the plastics space. For

instance, we are using HP's Multi Jet Fusion technology for Cadillac V-Series HVAC ducts. The selective laser sintering process that we also have in-house at the Additive Industrialization Center [which opened its doors in December 2020] would be well suited to that type of application as well. On the metal side, we are using laser powder bed fusion to produce parts like electrical brackets."

Binder jet metal technology is another AM process that is becoming very interesting for GM. According to Lentine, binder jetting has the potential to reduce the price for printed metal parts, which will open up more production applications and opportunities down the line. "It's still an early technology within the additive technology space," he adds. "We have lots of work going on with our industry partners to figure out where that will fit, but it's promising. In regards to production tools, 90% of what we do within AM right now is FDM, nylon carbon fiber.

"There is also a fair amount of metal, but we don't talk about it as much because it's almost the status quo. Metal 3D printed die-cast components are a big part of what we do with our manufacturing today. Our casting plants in Indiana, Ohio and Michigan have a significant amount of 3D printed metal production tools."

Shabbir goes on to emphasize GM's priorities in terms of successful AM adoption. "Application selection is absolutely paramount for using AM for production components. There are certainly things we need to do to ensure repeatable quality over time, but most of the challenge has to do with the identification and development of the application itself. You want to make sure that you're not just 3D printing something because it's cool, but that it actually makes sense, whether it's leveraging additive-only design, or part consolidation, or lightweighting. These are some of the considerations for picking the right application, and then from there you can scale."

# “You want to make sure that you’re not just 3D printing something because it’s cool, but that it actually makes sense”

Lentine agrees: “Our challenge is less of a technology hurdle and more about education and awareness so that people see 3D printing as a tool in the toolbox.”

## An industry-wide effort

Continuing to address the topic of AM awareness, Lentine explains that GM’s Manufacturing Applications Group is also focused on working with the company’s network of tool suppliers, supporting them through the AM education and adoption phases. “As we go and launch plants, we help our tool suppliers to learn how to utilize AM and design for additive manufacturing. We help give them access to that knowledge.”

In other words, GM is not only utilizing AM technologies internally, it also has many external manufacturing partners that it works with. From the part production angle, Shabbir elaborates: “At GM, we have a pretty holistic supplier qualification process that we use for additive manufacturing. It’s sort of a two-fold approach. We want to ensure that we are working with a very capable supplier, both in terms of their additive knowledge, but also in their ability to support the automotive industry and be part of the automotive supply chain because there are some unique quality systems and requirements that come with being an automotive supplier.

“This means we go through a fairly robust qualification process with suppliers. These can be, let’s say, the traditional service-bureau-style additive suppliers or the

existing Tier One or Tier Two suppliers that GM has that have additive capabilities. Over the last few years, we’ve developed a pretty strong network around the world of qualified GM additive suppliers.”

As he continues to explain, GM does have some key 3D printing technologies and materials that it uses internally. However, when it needs to access a technology it doesn’t have for part production, it turns to its external supplier partners.

On the tooling side, Lentine reveals that the supplier partnerships work a bit differently. “Our work with manufacturing tool suppliers is a little less rigorous than it is for suppliers providing end-use vehicle parts. When we launch a new plant or a new area within a plant, we have strategic suppliers that own commodities—the lowers and uppers of the body, the general assembly of components, the paint shop, etc. These strategic suppliers allow us to be very efficient and quick when launching traditional programs.”

GM’s strategy therefore is to help these partners and bolster their capabilities to better utilize additive manufacturing. “We hold a ton of training sessions,” Lentine adds. “We work directly with a lot of our strategic tool suppliers on evaluating parts and tools, we give them access to our sites. The Additive Industrialization Center is a big part of that, because now our partners have a place they can come try and learn about AM before they start investing millions of dollars into the equipment.



General Motors is today using various AM technologies for both part production and tooling applications.

Image: Steve Fecht for General Motors

“We think it’s very effective because it allows our GM manufacturing engineers to utilize existing resources and relationships, but it also helps to grow the automotive industry and supply base. A big part of our mission is to help all the automotive tool shops that are supplying GM programs to learn, invest and grow with GM.”

### **Is it a numbers game?**

From a media perspective, there is a notable appeal to citing numbers. We can’t deny there is a draw towards news items that declare quantitative milestones, like when HP celebrated 3D printing 10 million parts in one year. According to GM, in the automotive space these numbers are perhaps not the point, largely because AM’s role will be to complement existing manufacturing processes as a low-volume technology.

“Overall, our view is that additive manufacturing is a low-volume manufacturing technology,” Shabbir says. “We want to make it as ubiquitous as casting, stamping and injection molding.” Lentine continues: “As we’re pushed into new vehicle spaces, like electric vehicles and autonomous vehicles, we’re seeing a higher frequency of smaller build units. What this means, is that we’re not necessarily looking at it from a pure volume per part perspective, but more of a total parts per year implementation. These numbers will show that our engineering workforce is utilizing AM more regularly. Our efforts right now are to get thousands to hundreds of thousands of parts a year.” To clarify, these volumes of parts are not indicative of mass serialization for AM. GM sees the value of AM as a low-volume process, and wants to make a wide variety of parts. “We’re not really looking for that one

General Motors' Additive Industrialization Center —part of the GM Tech Center in Warren, Michigan— opened its doors in December 2020. The new facility houses a broad range of AM equipment, including EOS, HP and Stratasys 3D printers.

Image: Steve Fecht for General Motors





killer application that is going to save us a little bit of money on a program,” Lentine says. “We’re trying to change the culture on how we use 3D printing.”

## Shifting gears

Overall, the picture of additive manufacturing at GM is an exciting one: the technology is creating new possibilities and helping to usher in a new, more agile era of automotive production. “It’s almost a shift in mindset, because it is changing how we’ve made vehicles for decades and decades,” Lentine says. “We’re constantly challenged with doing things differently and doing things more efficiently. AM is one of the processes that is enabling this. There are a ton of efforts at General Motors in different advanced manufacturing technologies. AM is just one piece of the

puzzle that’s enabling us to move into that space and become more agile, bring vehicles to market faster and receive responses from our customers quicker.” Evidence of this can be seen with GM’s new Hummer EV, which was unveiled this past fall. AM enabled the GM team to speed up the prototyping process for the vehicle. For instance, 17 parts for the vehicle’s battery pack were functionally prototyped using additive manufacturing, which saved GM 50% on time and 58% of costs.

“A lot of our electric vehicle products that are coming out have accelerated timelines,” Shabbir adds. “Additive is just one part of the equation in terms of all the different advanced technologies that we are looking to implement to help bring these vehicles to market quickly, reliably and safely.” ♦

AM is creating new possibilities at GM and ushering in a new era of automotive production.

Image: Steve Fecht for General Motors





# GET THE SPRINT PRINT

## YOUR FAST TRACK TO METAL BINDER JETTING

Evaluate the technology potential of Metal Binder Jetting and order a use-case demonstrator straight to your desk!

- Timeframe: Within 10 days
- Base cost: 500 Euro (plus part-specific volume base costs - 8/ Euro cm<sup>3</sup>)
- Materials: 316L and 17-4 PH
- Parts will be printed without in-depth engineering (raw part only)



SCAN ME

We add a fully engineered technology demonstrator to each order for free!


[www.gknpm.com/additive/](http://www.gknpm.com/additive/)



HP METAL JET



FORECAST<sup>3D</sup>  
MANUFACTURING USA





INTERVIEW

# Racing with Sauber into the future of additive production

The partnership between Sauber Group and Additive Industries is racing towards a whole new level of engineering and production services.

Swiss motorsport company Sauber is a historic team in the Formula 1 circuit, where it has been competing since 1993. The intensive implementation of AM at Sauber since the early 2000s is not the only reason why the company is now playing such a relevant role in the AM industry: Sauber Engineering was established to leverage the team's unique engineering know-how and provide design and production services using Additive Industries' MetalFAB1 metal 3D printers. Last year this led to the production of over 22,000 metal LPBF parts; and these are just the start.

Over the years, the ongoing challenge of making racing cars faster, lighter and more reliable has forced Sauber to produce parts that simply did not exist. This expertise, and the new AM production methods that go with it, are now available to clients in industries beyond motorsports, for mass automotive and wider industrial applications.

On the occasion of the new C41 Formula 1 car's official presentation, Sauber Engineering Technology & Innovation Director Christoph Hansen took 3dpbm for a spin around the firm's state-of-the-art facility.

"We started using AM in the mid-nineties," Hansen tells us. "Initially we found polymer AM to be a very quick solution to print prototypes for wind tunnel tests. In 2007 we started setting up our plastic additive manufacturing department and 10 years later, in 2017, we invested in metal 3D printing through a partnership with Additive Industries."

AM represents a way to tackle two competitions at once: the racetrack on one side and the race for car development on the other. The two are closely intertwined because the performance of the car on the racetrack comes from the ongoing aerodynamic development: the more iterations you can do in the wind tunnel, the quicker you develop the car. "In the past, even the most complex shapes were done manually," Hansen says, adding that the first 3D printed parts were created for

the wind tunnel model, which is a 60% model, designed for measurement purposes, it is a measurement tool for the aerodynamicists. However, that first trial led to printing the entire skin of the wind tunnel model and investing in an internal polymer machine park.

## **Pedal to the metal**

"In 2015 I took over the 3D printing department and it became clear that we needed to implement metal production," Hansen tells 3dpbm. He first saw Additive Industry's technology at Formnext and understood its potential specifically for end-use part production. "We were already performing some serial production for customers and produced parts for our racecar using polymer 3D printing technologies. But metals opened an entirely new area of possibilities in terms of mechanical properties," he explains.

Sauber entered into the collaboration with Additive Industries with the objective of setting up a metal 3D printing competence center within three years. "The initial plan was to get two of these large machines installed within three years," Hansen says. "We are now entering year four and we already have four machines operating."

Developing advanced additive manufacturing capabilities has proven to be very beneficial for Sauber. The Sauber Group is a company with three business entities. One, of course, is Sauber Motorsport which operates Alfa Romeo Racing ORLEN. This is the company that is developing the race car and operates the racing team. The second unit is Sauber Aerodynamics Ltd., which is an important player in the field of aerodynamic development, including safety services and wind tunnel tests for the automotive industry.

The third is Sauber Engineering Ltd. This is where the 3D printing is based. In addition to AM production, the company provides engineering services to the broad industry. "We see ourselves as an access point to the technologies that we developed in the last 50 years

here at our premises,” Hansen explains, adding that “3D printing was an important element in the kick-off of this spinoff, as it was already a successful business field.”

## From start to finish

Sauber Engineering today houses 13 large-format polymer systems, as well as the four MetalFAB1s and a HIP system. “We invest a lot in the quality insurance of the parts, both from a geometrical point of view and of course for in-process quality. Monitoring and tracking of the mechanical properties as well as in the composition of our materials is the key to success. We focus on achieving repeatable part quality,” Hansen says.

The company now provides a holistic service that goes from idea to final product and it does this at the highest levels. “If a company comes to us with an idea,” Hansen continues, “we support them in designing the products

and optimizing them for 3D printing. We have the possibilities to produce the first functional prototypes and take care of qualification and industrialization up to the point where the project is scaled up to serial production of several thousand parts per year.”

“We’re active in a broad field of industries. Obviously, automotive is our heritage, but we’re also very deep in the business of prototyping for pre-series and design studies, especially in plastic 3D printing. In metal printing, there are huge opportunities for end-use applications in various industries, such as packaging or even space and aviation,” Hansen explains.

In order to be able to provide these services and truly move into mass production of advanced—end even less advanced products—Hansen’s team came to the realization that they needed to achieve true repeatability and quality assurance on metal AM. For this

Sauber 3D prints many types of parts for its race cars, including this 3D printed engine mount component for the F1 car.

Image: Sauber Motorsport AG





Today, Sauber Engineering houses 13 large-format polymer 3D printing systems, four MetalFAB1 printers and an HIP system.

Image: Sauber Motorsport AG

reason, the facility has been ISO 9001 certified and has also been audited and certified by TÜV SÜD for the DIN SPEC 17071. This shows to customers that production is real.

### Fast pit stop

Sauber is producing parts for all types of industries, in both metal and plastic, including parts for Alfa Romeo and for companies around the globe. Still, Formula 1 can be the most challenging of tests of AM's true capabilities: "It's very critical. When we bring a metal printed part to a race car, it is often a crucial part that needs to endure severe fatigue," Hansen explains. "In order to compete, you need first to finish the race so you have to build a reliable car. In the monocoque, for example, you must make sure that a part can last through

the whole season. So, one aspect is the reliability. The other thing is that there is always a human inside the car, and you do not want to risk the life of the driver just because you use a technology that you do not understand. On our cars, the roll hoop, as well as some crash parts, are 3D printed, using high-strength aluminum. Also, chassis inserts, such as the engine mounts, are printed in titanium."

These titanium inserts are bonded into the back face of the monocoque and they're acting as fixing points for the entire powertrain. The powertrain is composed of the engine and gearbox and acts as the structural part which holds the rear axle and the rear wing. These are parts that need to be extremely stiff and precise and undergo the demanding NDT and QA tests.



*Alfa Romeo*



“When we bring a metal 3D printed part to a race car, it is often a crucial part that needs to endure severe fatigue,” said Hansen. “In order to compete, first you need to finish the race, so you have to build a reliable car.”

Image: Sauber Motorsport AG

# “The cost of labor in Switzerland is extremely high, so the high degree of automation of the MetalFAB1 systems was very important for us.”

At the same time, Hansen confirms that additive has brought incredible advantages to the F1 team in terms of development. These include the ability to produce extremely complex parts that can fit into the intricately optimized structure of the F1 car, as well as the ability to build hollow, ultra-light-weight parts with the shortest lead times.

## High-speed partners

Sauber is not the only F1 team to use metal AM for car part production. However, as a Switzerland-based firm, it was key to bring these production capabilities in-house, in order to avoid importation-related slowdowns. And this proved beneficial in terms of establishing the Sauber Engineering arm, which is now experiencing high-speed growth.

The Additive Industries machines are equipped with AlSi10Mg alloy, along with Ti64GD23 titanium and Scalmalloy. In general, the material price is not an issue, because so much less material is used compared to subtractive and traditional manufacturing methods. Titanium is often the material of choice. Hansen agrees that material prices may become more of an issue when production batches increase in size. “I expect that material prices will decrease when the metal AM production method is fully industrialized,” he says, “however, the market for metal materials is more open than plastics

and more alloys are being constantly developed to improve performance while reducing costs. The fact that the metal powder can be completely recycled and reused makes it more cost-efficient than solid material blocks of titanium.”

This level of expertise in metal AM has few comparisons around the world and Hansen credits Additive Industries for being the ideal partner. “We needed a partner which could help to address our specific issues and needs,” Hansen explains. “Working with too large a company can become very complex. With AI we found a great management team, from the owners to the CEO, who listened to our requirements and implemented a business model that worked well for both of us. In addition, their closed-powder-loop technology is uniquely tailored to our needs and it was one of the first machines on the market with four independent full field lasers. You also have to consider that the cost of labor in Switzerland is extremely high, so the high degree of automation of the MetalFAB1 systems was very important for us.”

Today there are 35 people working at Sauber Engineering. About one-third are working within engineering services or in operations. The other two-thirds are working in production. Now the goal is to significantly expand serial production capabilities as well as the level of automation. “We now have to go even further





Last year, Sauber 3D printed over 22,000 metal components using LPBF technology.

Image: Sauber Motorsport AG

into the technology,” Hansen confirms. “To this end, we have installed the HIP system and a five-axis CNC machine to finish parts and we are investigating specific laser parameters for each customer’s application: our focus in terms of business, outside of F1, is serial production. We do still have a lot of work to do, especially in terms of educating and convincing the customer to fully embrace the benefits of LPBF.”

AM always starts off as an apparently more expensive solution. Then, Sauber engineers start to convert the part or assemblies into a specific design for AM (Design for Production). They look at how to make the part more

lasting and reliable. They design the integrated system to be lighter and more efficient, which means it can be more productive. “It has to start with the part’s design, as the first prototypes are already showing all the way into serial production,” Hansen says. “at this point, the clients start to see the true benefits of 3D printing.”

As the pandemic takes its course, and F1 prepares for a new season with many unknowns, Sauber Engineering can count on AM to widen its horizons and realize the vision of a new type of F1-powered AM factory of the future. ◆



SPOTLIGHT

# Reviving the past: our favorite 3D printed auto restorations

3D printing in automotive isn't just about the future, it's also about maintaining the past.

3D printing in the automotive sector is not just about creating new parts with innovative geometries and pushing vehicle design into the future. In fact, some of our favorite 3D printing automotive projects have looked backwards in time. We are, of course, talking about the increasingly influential role of AM in automotive restoration.

With its propensity for custom, one-off designs, it is really no wonder that 3D printing, and other 3D technologies like scanning, have been eagerly adopted by automotive restoration professionals. The technologies have given them the tools to bring vintage and rare cars back to their former glory, not just in look, but often also in terms of performance. Used to reproduce obsolete components for a vintage model or to replicate car body parts, 3D printing is now an intrinsic part of automotive restoration projects. Below are just a few of our favorite examples from over the years, which showcase how AM can be used to rev up old cars.

## ALFA ROMEO TIPO 33/3

KW Heritage, a division of UK-based engineering solutions provider KW Special Projects, utilized 3D printing in an inspiring way to restore an ultra-rare Alfa Romeo Tipo 33/3 sports car.

The 1970s Alfa Romeo Tipo 33/3 that was restored was one of only 12 models ever produced. It was first introduced in 1967 but it became most popular in 1971 when it participated at races in Buenos Aires, Sebring and Brands Hatch. In its restoration of the vintage car, KW Heritage used CAD, 3D scanning and 3D printing to recreate the Tipo's engine cover—a part that had suffered from deterioration and caused ignition problems. "With key components and interfaces scanned, and the part re-designed and prototyped in just a few days, the engine cover shows how quickly the digital remanufacturing process can take for historic and classic vehicles with parts that have become obsolete," said KWSP.

## FERRARI 365 GT 2+2

Pittsburgh-based HV3DWorks LLC, a specialist in using 3D printing for automotive restoration and customization, uses the technology (specifically ExOne's metal binder jetting process) to reproduce many obsolete or hard-to-source parts. In one case, HV3DWorks was hired to recreate a worn Weber 40 DFI-6 carburetor for a Ferrari 365 GT 2+2 V-12 engine. Using AM, Vorbach and his team were able to model, prototype, test and print the part in just 12 weeks. The final part was printed from 316 stainless steel with bronze infiltration using ExOne's M-Flex metal binder jetting system. The final printed part was also \$1,300 cheaper than the original.

## RUSTON HORNSBY MOTOR CAR

In 2018, England-based Siemens Industrial Turbomachinery Ltd infused new life into a 100-year-old Ruston Hornsby motor car with the help of AM. The car was originally released in 1920 by industrial equipment manufacturer Ruston & Hornsby Limited, now part of the Siemens Group, and was known for its solid and well-built structure.

This structure, though solid, came with an incredible weight, which made it very expensive. Priced between £440 and £1,000 (about £18,695 to £42,490 today), the car was much costlier than other, mass-produced models on the market, which weighed significantly less and only cost about £120 to £200. Because of this, Ruston & Hornsby stopped its motor car production in 1925 after only 1,500 cars were sold. Siemens decided to restore two of the original motor cars, which had been stored at its facility in Lincoln. The two car models that underwent restoration were still equipped with many of their core components—both their engines and major parts were still mostly intact—but the restoration teams struggled with finding smaller, ancillary parts and sourcing components which haven't been in production since the 1920s. To add to the challenge,

much of the manufacturing information for the motor cars had been lost. 3D printing played a critical role in the re-engineering of a steering box component, which had suffered damage and did not have any of its original drawings. The broken part was thus 3D scanned and digitally restored before being 3D printed using metal powder sintering. The impressive feat was achieved in just five days (about 2.5 years faster than if they had used an external machine shop for the task).

## THE BUGATTI BABY

In 2019, French carmaker Bugatti charmed the automotive industry by reproducing the vintage Bugatti Baby from 1926. The child-sized car, a half-scale model of the Bugatti Type 35 race car, was originally created as a birthday gift for Ettore Bugatti's four-year-old son.

At the time, the mini racing car was so popular that the car maker put it into limited production, creating about 500 units. Today, the Bugatti Baby is highly sought after by car collectors. This legacy is what inspired today's Bugatti engineers to recreate the small car using 3D printing. A 3D printed model of the Bugatti Baby II was unveiled in 2019 at Bugatti's 110th anniversary. Like the original run, Bugatti plans to release 500 models of the resurrected car. (We should note that the Bugatti Baby II is actually slightly larger than the original: at 3/4 scale, adults can use it too.)

Bugatti revealed that it is using a combination of old and new technologies in the manufacturing process, including 3D scanning and printing. The car's design is actually based on a precise digital scan of an original Type 35 race car, which was built for the 1924 French Grand Prix in Lyon. ♦

Siemens restored a 100-year-old Ruston Hornsby motorcar using this 3D printed steering box.

Image: Siemens



# Recent Editions


---



## DECEMBER 2020 **AM Trends**

In this, our final eBook of 2020, we look back on the year that has passed and ahead to 2021 (and beyond!). In it, we forecast and analyze major trends in the industry that are shaping additive manufacturing as it evolves in this decade, from automation to consolidation.


[Read now](#)



## NOVEMBER 2020 **Construction AM**

In this eBook, we look at how the construction industry has adopted the digital manufacturing workflow and how AM can shape the future of the global industry.


[Read now](#)



## OCTOBER 2020 **Metal AM**

In this eBook, we not only analyze the current state of metal AM for industrial applications, but also look at where the technology, in all its iterations, is headed and what trends to watch out for.

[Read now](#)



MAPPING

# How major automakers use AM for production today

An overview of the latest progress made by each major automaker group and some of the key activities

## BMW GROUP

German company BMW, which owns the brands MINI and Rolls-Royce, has been a major adopter of AM since 2016. At the BMW Plant in Landshut, metal parts are currently made by laser beam melting and the company operates an Additive Manufacturing Campus in Oberschleissheim, just north of Munich. Partners for SLS and SLA parts include 3D Systems' On Demand Advanced AM Center near Turin, Italy. BMW i Ventures has also invested in several AM companies, including Carbon, Desktop Metal and Xometry.

BMW was the first carmaker to 3D print a production run of several thousand metal parts: a 3D printed fixture for the soft top of the BMW i8 Roadster, printed using aluminum PBF. In 2018, BMW announced it had printed over a million parts in the past 10 years. More than 200,000 of those were in 2018, which was over 42% more than in 2017.

Unfortunately, MINI recently discontinued its MINI Yours Customized program, which used polymer PBF technology to allow customers to design and print certain customized components themselves. AM partners on the program included HP, Carbon and EOS.

Luxury brand Rolls-Royce, meanwhile, has used 3D printed parts on a number of recent vehicles. A few years back, the brand revealed it had already produced over 10,000 parts using AM for its Phantom models. As recently as a few months ago, Rolls-Royce revealed it used AM to expand the body of the new Rolls-Royce Ghost Extended without sacrificing internal comfort. Utilizing generative design and 3D printing technologies allows the company to create topology-optimized solutions that significantly improve form and function. Granted, Rolls-Royce's numbers are not comparable to those of mass-produced cars but this is nonetheless a major step in the direction of serially 3D printed automotive parts.

## DAIMLER

Daimler, the German automotive corporation that owns Mercedes-Benz, Smart and other brands, uses AM for many production parts. Since 2017, Daimler has worked with EOS (and other partners) on the NextGenAM project, developing a workflow for the industrialization of metal PBF technology for large-scale serial automotive manufacturing. The project, which came to its conclusion in 2019, is already being utilized for the production of truck parts, and its potential is being evaluated for the production of car and electric car parts.

In its commercial vehicles segment, Daimler has fully integrated AM into development and series production. The first replacement parts for Mercedes-Benz Trucks are brackets for truck diesel engines, while 3D printed aluminum replacement parts for Daimler Buses are being examined at the company's Centre of Competence for 3D printing. Other Daimler companies are currently working on AM for spare parts and the digitization of part inventory.

Daimler Buses is also using polymer SLS technology to produce spare parts of the buses' interiors in the Mercedes-Benz and Setra brands. The parts, now produced in a single step, formerly consisted of several and in some cases even moving components. Over 1,000 components (drawers, cover moldings, retaining strips, adapters and surround rings) have reportedly been 3D printed to date. The process proved particularly economical in small series involving batches sizes from 1 to 50 units.

Mercedes is a heavy adopter of AM in motorsports, having used metal 3D printing for several parts of its very successful F1 racecars for nearly a decade. Mercedes-Benz Classic also 3D printed the inside mirror base for the Mercedes-Benz 300 SL Coupé using metal PBF and the spark plug holder from the tool kit is 3D printed using nylon in polymer PBF.



Stellantis was formed when the French automaker PSA Group and the Italian-American automaker FCA Group merged in January 2021.

FCA itself was formed by the merger between the Italian Fiat Group, which includes the brands Ferrari, Alfa Romeo, Lancia and Iveco, and the American group Chrysler, which includes Dodge and Jeep. Fiat was Italy's first adopter of 3D printing for prototyping, and FCA's activities are mainly concentrated in the Fiat Design for Additive Program.

Both Jeep and Fiat use HP MJF technology for serial production. Jeep says it uses the technology for an average of four to five print jobs per week, while Fiat reportedly relies on external service providers, such as 3D Systems on Demand, for short SLA and SLS production runs. Both Ferrari and Alfa Romeo use AM for their Formula 1 division, and the latter also used AM to develop the grille of the Alfa Giulia.

More recently, FCA and Fraunhofer IPT collaborated on a 3D printed wheel carrier with an integrated brake caliper. Using topology optimization, the prototype weighs 36% less than the 12 individual parts of the conventionally manufactured component. This design reduces the assembly required, increases the fatigue strength and should also perform better in terms of noise, vibration and harshness (NVH).

The majority of known AM activity by the PSA Group revolves around its investment in automotive metal AM start-up Divergent3D which uses SLM Solutions PBF technology for part production. Another known application includes one of the first mass customization use cases for metal PBF in a mid-level priced car: the special edition DS3 Dark Side which features titanium 3D printed interior parts. These were 3D printed by French 3D printing service Spartacus3D on EOS systems.



American carmaker Ford has, more than any other automotive company, conducted extensive practical research in AM industrialization, focusing primarily on polymers and composites. In fact, Ford purchased one of the first 3D printers ever made back in 1988. Most of the company's AM activities take place at its new Advanced Manufacturing Center in Redford, Detroit, where the company operates 30 industrial-grade 3D printers from Stratasys, HP, Carbon, EOS, Desktop Metal and SLM Solutions.

The Redford facility uses Carbon's Digital Light Synthesis technology to produce digitally manufactured, end-use parts, including heating, ventilation and cooling (HVAC) lever arm service parts for the Ford Focus; auxiliary plugs for the Ford F-150 Raptor; and electric parking brake brackets for the Ford Mustang GT500. Elsewhere, Ford's Michigan Assembly Plant utilizes five different 3D printed tools to build the Ranger pickup, helping to reduce time-to-market. In total, Ford operates almost 100 3D printers globally and has 3D printing capabilities in over 30 plants around the world.

After leading a \$65 million investment round, Ford became one of the first adopters of Desktop Metal's Studio System and Production System in its Research and Advanced Engineering Organization in Michigan and was one of the first to receive Desktop Metal's intermediate version of its P-50 Production System, the P-1. Ford has also worked with Stratasys and Siemens to serially produce very large parts and composite parts using a multi-axis extrusion system.

Recently, Ford Spain integrated Formlabs' Form 3L into its workflow, allowing engineers to develop prototypes with a high surface quality that resembles the final product. The company also uses SLA to replace broken push buttons from electronic devices using the transparent Clear Resin, in order to be able to see the internal LEDs.





General Motors, the largest US automotive manufacturer which produces Buick, Cadillac, Chevrolet and GMC cars, conducts AM activities in various locations around the world. GM was an early adopter of AM and for over a decade has been using industrial SLA and filament extrusion technologies for parts and tooling. Today, the core of GM's AM research is the Warren Tech Center in Michigan, where over 30,000 prototypes are produced yearly, primarily using FDM in PA carbon fiber.

One of GM's most relevant production application case was conducted in collaboration with Autodesk in 2018, when the two firms produced a generatively designed seat bracket. The steel 3D printed bracket was 40% lighter and 20% stronger than the standard part, and GM used the experiment to predict that up to 100 parts could be suitable for cost-effective AM production.

GM has partnered with GKN on the industrialization of HP Metal Jet technology for part production, and is conducting extensive work on the industrialization of metal PBF processes, including separate collaborations with Italian service provider Beam-IT and GE Additive.

It is also implementing AM to create tools used during automotive production. An example is a tool used to align engine and transmission vehicle identification numbers which can cost less than \$3 to make using FDM. If outsourced, the part would have cost the plant \$3,000. To date, the company's Lansing Delta Township assembly plant has saved over \$300,000 on that single tool.

GM partnered with Michelin on Uptis, a concept for an airless, 3D printed, fully recyclable car tire that is produced using entirely renewable materials. The project demonstrated Michelin's and GM's shared commitment to delivering safer, more sustainable mobility solutions. Read our full interview with GM on [page 18](#).



The Jaguar Land Rover Group (JLR) was formed when Indian company Tata Motors bought out Jaguar and Land Rover in 2008.

At both Jaguar and Land Rover, AM had been used to develop prototype parts since the early 1990s. In 1992, the Austin-Rover Group, which owned Land Rover, became an early UK adopter of AM. For years, both companies had been printing 3D parts for prototype use only but that changed, when JLR secured early access to new AM technologies. Notably, it became the first automaker in the UK to use HP's MJF process.

Most of Jaguar Land Rovers's AM activities take place at the Additive Manufacturing Centre, located within the company's Gaydon Centre, in Warwickshire, England. The 4,000,000m<sup>2</sup> centre houses a design, research and development center, and is one of JLR's principal engineering centers.

Today JLR uses all major polymer AM technologies including Carbon DLS systems. The current portfolio of materials for AM includes nylons, polyurethanes, epoxies and composites, among others. AM is often used by the team for building prototype parts that require a high-quality surface finish as well as relatively low-cost functional parts.

The Jaguar XE SV Project 8 is one of the first vehicles to feature 3D printed parts. The super saloon features multiple parts from the company's Additive Manufacturing Centre, such as the rear parking sensor mounts bonded to the inside of the carbon fiber bumper and racing harness bezels fitted around the track edition seats.

The Additive Manufacturing team has also been creating small runs of obsolete parts for older cars, such as the third-row seat handle for the Land Rover Discovery Series 2.

# VOLKSWAGEN

Volkswagen Group, the German automotive company whose subsidiaries include Audi, Lamborghini, Porsche, Bugatti and several other recognizable brands, is one of the largest adopters of AM for production. Volkswagen, the primary VW Group brand, is now looking at HP's high-productivity binder jetting technology for its mass-produced vehicles. Most of Volkswagen's additive manufacturing activities happen at the automaker's state-of-the-art 3D Printing Center in Wolfsburg.

The group relies on this center to test and learn about AM technologies, while also conducting some tooling and final part production. Production of larger batches is generally carried out through partnerships with external AM services. In late 2018, an Additive Industries MetalFab1 system was installed at the site to 3D print advanced tooling and spare parts, and in late 2020, Volkswagen purchased two Stratasys J850 printers to enhance its ultra-realistic prototypes capabilities for both interior and exterior applications.

Electric vehicles are also a big driver for new manufacturing tech at VW: when developing the I.D. R Pikes Peak electric racing car, Volkswagen engineers used a model for which a large number of individual parts had been produced using 3D printing. These parts have also been used in test drives and even in finished race cars—in the form of small components such as cable mounts and switches.

AM is regularly used by some of VW's luxury brands:

**Audi** engineers at the 3D printing center in Ingolstadt, Germany are working on spare-part and serial part production. Replacement parts that are rarely needed, such as water connecting pipes for the W12 engine, have been produced with 3D printing using metal PBF supplied by SLM Solutions. Projects involve using SLM Solutions AM technology to integrate additional functions such as cooling or current, along with weight

reduction. Audi first applied 3D printing to equipment and prototypes and has deployed the technology in its motorsports division. Along with inserts for die casting molds and hot working segments, the company can positively influence the process of series production by conformal cooling—thus producing parts and vehicle components more cost-effectively.

**Porsche's** research and production activities with AM are concentrated in the Weissach Development Center. Porsche invested in Markforged in 2017 and uses its continuous fiber composite and bound metal FDM technologies primarily for toolmaking. The company also works with DMG Mori on the production of tools and metal final parts via DED processes. In 2020, the company 3D printed pistons for the high-performance engine in the 911 GT2 RS. Manufactured in collaboration with partners Mahle and Trumpf, the 3D printed pistons are 10% lighter than the forged series production pistons and integrate a closed cooling duct in their crown. More recently, the carmaker successfully 3D printed a complete E-drive housing as a proof of concept with the SLM Solutions' NXG XII 600.

**Lamborghini** is a long-time user of Stratasys FDM and PolyJet technologies for prototyping and tooling. In 2019, Lamborghini partnered with Carbon to leverage their DLS technology, initially used to produce end-use components, including a textured fuel cap and clip for an air duct, for Lamborghini's Urus SUV. But Lamborghini has since used Carbon printers to produce air vents on the Sián FKP37, a vehicle designed to offer a wide range of user customizations. The new Lamborghini Huracán STO features a 3D printed key used to regulate the supercar's comprehensive aerodynamic solutions.

**Bugatti** is another Volkswagen Group brand that uses AM extensively in its cars. Ever since it developed a groundbreaking fully 3D printed titanium brake caliper, Bugatti has been increasingly creating topology-optimized parts with AM. We've taken a closer look at the company on [page 44](#) of this eBook. ♦

# Upcoming Editions

---



## FEBRUARY 2021 **Medical AM**

An in depth look at the latest developments in the medical additive manufacturing sphere, with a special focus on everything bioprinting.

- ✓ Analysis
- ✓ Interviews
- ✓ Case Studies
- ✓ Mapping



**JAN** Automotive

**FEB** Medical

**MAR** Consumer

**APR** Composites

**MAY** Sustainability

**JUN** Aerospace

**JUL** Maritime

**AUG** Post-Processing

**SEP** AM Services

**OCT** Metal

**NOV** Ceramics

**DEC** AM 2022

---

## Sponsorship Opportunities

If you're looking to amplify your brand or establish your market position we have a number of sponsorship opportunities available. Let's partner.

[Contact us](#)



CASE STUDY

## An AM masterpiece in the making

Bugatti has been at the forefront of AM for automotive applications. The Bolide represents the culmination of these efforts.

The Bolide is arguably Bugatti's best and most powerful product to date. It is also the most 3D printed one. Ever since the development of a groundbreaking fully 3D printed titanium brake caliper, Bugatti has been increasingly applying principles from the field of bionics to give printed components a bone-like structure: featuring thin walls, a hollow interior and fine branching.

The French luxury car manufacturer now routinely uses AM technology to enhance components with complex structures: imagine ultra-lightweight components that are as strong as a reinforced concrete column. For example, additive manufacturing makes it possible for a 3D printed pushrod—a pressure-loaded coupling rod in the chassis area—that weighs just 100 grams, to transmit forces of up to 3.5 tonnes. The hollow titanium structure with an internal supporting arch gives this part incredible strength and is another engineering breakthrough demonstrated by Bugatti's expertise.

Bugatti began working with SLM Solutions in 2014 to redesign and optimize vehicle components using additive manufacturing. Since then, it has effectively demonstrated how metal 3D printing can accelerate industrial development in the automotive industry.

The first part produced through the SLM Solutions and Bugatti collaboration was a bionically optimized front axle differential housing part. This part was manufactured by Audi AG at its facilities in Ingolstadt and Győr on SLM280 3D printers. This enabled the partners to compare the influencing factors of printing the same part at two different locations. Over the years, Bugatti has leveraged SLM Solutions' metal AM technology to produce a growing range of functional parts for its sports cars, including the brake caliper that is widely recognized as the largest functional component to be 3D printed from titanium. The impressive part, produced from Ti6Al4V using an SLM500 printer, was realized in partnership with Fraunhofer IAPT and Bionic Production AG.

Bugatti also redesigned an active spoiler bracket for the Chiron (again on an SLM500 3D printer). Partnering with Siemens to optimize the bracket, this initiative had a number of production goals: to achieve a more lightweight part that was both more stylish and more functional. Utilizing 3D printed titanium, with a tensile strength of 1,250 MPa and a material density of over 99.7%, resulted in the weight of the part being reduced by 5.4kg—a weight reduction of 53%.

Produced with Fraunhofer IAPT, the spoiler bracket can be adjusted in height and angle for tailored aerodynamics and enables Bugatti's 1,500 hp vehicle to reach speeds of 400 km/h (249 mph) in just 32.6 seconds and bring it back to a stop in 9 seconds.

3D printing has also been leveraged to reinvent a small motor bracket with integrated water cooling for Bugatti's supercars. The part acts as an active heat shield, reducing transferred heat from the motor significantly. The innovative component, printed from AISi10Mg on an SLM280 Twin, has been installed in all series vehicles since the release of the first Bugatti Chiron. In 2018, SLM Solutions again emphasized its collaboration with the Volkswagen subsidiary by showcasing eight Bugatti W16 cylinder head covers (each measuring 285mm wide, 735mm tall and 65mm thick) which were produced in a single print job using its SLM800.

In 2019, APWORKS, the Airbus-owned industrial 3D printing specialist, revealed that it provided 3D printed exhaust finishers for the Bugatti Chiron, a hypercar that broke a world record when it reached 300 miles per hour (482.80 km/h) in August. The titanium exhaust finishers, part of the car's tail section, serve to push the exhaust emissions further from the rear end of the car to reduce turbulence and improve steering behavior at high speeds.

This brings us to now and the latest Bugatti masterpiece, the Bolide, which you can admire in all its unique beauty throughout the following pages.

## REAR WING BRACKET

The downforce of the rear wing, which can reach up to 1.8 tonnes at 320 km/h, is introduced via the Bolide's central carbon fin into the upper structural matrix, which forms the upper termination of the high-strength stainless steel rear frame. Inside this central fin, there is a laminated and 3D printed titanium component for connecting the fin to the wing, for which the angle can be adjusted by means of a coupling rod. Despite its rigidity, it weighs just 325 grams.






JACOB & CO  
CARRERA

BUGATTI  
ENGINEERING

MICHELIN









## FRONT WING BRACKET

Highly complex 3D printed components are also used in hidden places. A mounting bracket for the front wing, on which the front wing can be mounted at three different heights, is printed in titanium with a hollow interior and a wall thickness of 0.7 millimeters. The mounting bracket can withstand an aerodynamic downforce of up to 800 kilograms with a weight of just 600 grams.



BUGATTI


FOUR  
CARBON


## PUSHRODS

The engineers are particularly proud of the 3D printed titanium pushrod—a pressure-loaded coupling rod in the chassis area weighing only 100 grams. The part transfers a force into the rockers which, depending on the driving maneuver, is equivalent to a weight of up to 3.5 tonnes. For the first time, Bugatti varied the wall thickness of the thin-walled, hollow rods meaning that they are optimally adapted to localised stress.











## TAILPIPE

In the tailpipe trim cover, a hybrid component made of 3D printed titanium and ceramic, Bugatti reduced the weight by around half compared to the already weight-optimized titanium tailpipe trim covers well known from series production. The component, which measures more than 280 millimeters in length and has a consistent wall thickness of just 0.5 millimeters, therefore weighs less than 750 grams.





## BRAKE CALIPERS

Although not specifically for the Bolide, Bugatti previously designed and 3D printed a titanium brake caliper—the world’s largest functional component produced from titanium using 3D printing processes. With this world debut, Bugatti underlined its lighthouse function for 3D printing within the Volkswagen Group and its role as an innovation driver in the international automotive industry. Vehicle trials for the use of the 3D titanium brake caliper in series production are underway. ♦







MAPPING

# AM companies to watch in automotive

Here are some of the most active 3D printing players in the automotive game



3D Systems has had automotive companies as some of its primary customers since the very beginning, with Ford reportedly acquiring the third 3D printer ever made and automotive companies in both North America and Europe as some of its very first customers. 3D Systems' stereolithography technology has been used—and continues to be used—for extensive prototyping of small and even very large automotive parts. 3D Systems caters to the automotive industry through its network of 3D Systems On Demand Services, mainly offering polymer parts produced by SLA as well as SLS technology. Confirmed large automotive clients include BMW, FCA, Opel and PSA. 3D Systems also works closely with the Sauber-Alfa Romeo team in Formula 1. Despite this long running activity in the automotive space, 3D Systems announced in August 2020 a corporate reorganization that will prioritize the healthcare and industrial markets.



HP entered the market specifically to target larger batch production applications, first with its MJF polymer PBF AM technology and then with its MetalJet metal binder jetting process. Today a large number of automotive companies have adopted HP's systems, both for internal production and through external AM service suppliers. HP has rapidly developed the global distribution market. Initially the biggest limit was the availability of one main material, nylon 12, which, however, is fit for a large number of basic automotive applications. Now the company has introduced both PP (polypropylene) and TPU, further extending the range of possible applications. In metal, HP has been working with GKN and the Volkswagen Group to industrialize its technology. Other known automotive partners of HP 3D Printing include FCA (Jeep), BMW and General Motors, primarily for its polymer technology.

## Carbon

Carbon's high-throughput layerless photopolymerization technology is able to use key automotive materials, such as epoxy, to produce final parts. The company has been working on production of final parts with both Ford (with several M2 and L1 systems now installed in its AM center) and Lamborghini. We expect Carbon will become a primary player in automotive AM. Carbon is making some of the most significant efforts in automating a workflow around photopolymerization technology. Much like HP, the company's high productivity technology requires improved and accelerated part handling to deliver on the promise of production at scale.



EOS's industry leading SLS technology is used by auto-makers as well as AM services and automotive parts suppliers around the world to produce prototypes and tools as well as final and replacement parts. EOS offers advanced consultancy through its Additive Minds service to help companies identify parts that would benefit from on-demand production via its AM technologies. The German company has been investing significantly to advance industrialization of its DMLS (laser metal powder bed fusion) technology for the automotive segment and specifically for key automotive materials such as aluminum. In many of these operations, EOS has found in the Daimler Benz Group a key and preferred partner. Other confirmed clients looking to implement EOS technologies for part production include GM and FCA.

## SIEMENS

As a key provider of PLM Software solutions to the automotive industry—including CAD, CAE, CAM, MES, digital twin and digital warehouse software—Siemens is playing an increasingly relevant role in AM adoption within this segment. Siemens' software solutions are built on open standards to allow for seamless integration across disciplines. This gives automakers the flexibility to digitalize product development, enabling everyone to access a car's digital twin. More directly, Siemens Materials Solutions in the UK has been a key test bed for EOS' NextGenAM automated AM factory concept and already produces several thousands of metal 3D printed automotive parts yearly.



Additive Industries was also another first promoter of the "Lights Out Factory." The Dutch company is achieving this vision via its MetalFAB1 system, which includes several stations for powder handling, build, thermal treatment and part/support removal within a single, modular, system, which can be customized in accordance with the user's requirements. Additive Industry systems have been installed at GKN and Volkswagen. The company recently partnered with SMS, a specialist group of companies for steel and nonferrous metals industry, to further evolve their automated factory vision to integrate powder production and heat treatment—with a special eye on the automotive industry.



GKN is a key supplier of automotive parts to many large automakers, including EV powertrain systems. The company is also a major adopter of AM for aerospace and an early adopter of AM for the automotive segment, not to mention a key producer of metal AM powders. As early as 2016, GKN Sinter Metals integrated Additive Industries' MetalFab1 system to enable series production of precision parts for engines and transmissions and started production at its plant in Radevormwald, Germany. More recently, the company has become a key automotive partner of HP, providing automotive parts using HP's new metal jet technology to automotive industry leaders such as VW. GKN also acquired AM service provider Forecast 3D, which specializes in series production using HP's MJF polymer AM technology. GKN is also one of 12 partners participating in the IDAM project, which seeks to address and overcome limitations of LPBF, which hinder its adoption for serial production in industries like automotive. The IDAM project is specifically building two pilot lines—one of which is at BMW's Munich facility—for fully automated, industrial AM.



SLM Solutions has built up a leadership in the automotive segment over the years. According to our research, SLM Solutions systems remain, today, the most widely used by large automakers. The high-profile work done with the Divergent and PSA teams on 3D printed automotive car frames remains one of the most advanced and relevant applications to date. Other high-profile examples consist of collaborations with Audi and Bugatti. Most recently, the company's 12-laser NXG XII 600 PBF system was used in a proof of concept with Porsche to print a complete E-drive housing.

# SLM



SLM 280

SLM 1

SLM  
Solutions



For current polymer additive manufacturing industry leader Stratasys, the automotive segment has always represented a primary field of application, mainly for advanced prototyping, using both its primary technologies: FDM and PolyJet. For instance, Volkswagen recently purchased two J850 3D printers for producing ultra-realistic prototypes for new vehicle design. Stratasys has also begun looking more and more toward tooling and production. One key application is the use of FDM technology for lay-up and sacrificial tooling. Another is the use of high temperature PolyJet materials to produce injection molds for small runs using end-use plastics. In terms of direct part production, Stratasys is working closely with Ford and Siemens on robotic composite CFR extrusion systems. Stratasys' Fortus 380mc CFE is also targeted toward automotive applications for tools and final parts (NASCAR Team Penske was a first adopter). Stratasys also works closely with the McLaren team in Formula 1 racing.



If SLM Solutions doesn't retain its leadership in the automotive segment, one of the companies that could challenge it is AddUp. This relatively new entry in the AM industry is the result of a collaboration between Michelin and Fives, a large French machine tool system OEM. One of the first results of this partnership is the development of a fully automated workflow using multiple AddUp FormUp 350 SLM systems to produce custom aluminum molds for the mass production of Michelin tires. The company—which also offers DED 3D printing systems after acquiring French company BeAM—is poised to become a key player in the automotive industry, especially through the support of the Michelin group.



Desktop Metal is HP's first competitor for the future of metal binder jetting in the automotive segment and its technology was developed specifically to address the requirements of high productivity industries such as automotive. The company also offers a technology for bound metal deposition that is already widely available and is rapidly building a significant installation base. Automotive giant Ford has implemented Desktop Metal's Studio System and, more recently, its P-1 Production System, based on metal binder jetting technology. Ford is using this technology to advance alloy implementation and to discover new automotive applications for metal binder jetting. Desktop Metal also has the BMW Group among its main funders.



Best known for its SLA 3D printing technology, Massachusetts-based Formlabs very recently expanded its stake in the automotive sector. Specifically, in early 2021, Ford Spain became the first car manufacturer in Europe to implement Formlabs' Form 3L 3D printer. Ford Body and Assembly in Valencia is using the technology to produce plastic caps used in vacuum tests to check for any engine leakages. Formlabs' technology is also being used to prototype new tools and parts. For example, Ford has used SLA technology to replace broken push buttons from electronic devices. ♦



# Let's Partner

In 2021, our eBook series will look at 12 key AM topics.

In our monthly publications, we'll cover important technical advancements, market trends and industry announcements relevant to each area.

Looking to amplify your brand or establish your market position? We have several sponsorship opportunities available. Let's partner, [reach out](#) to us.

We look forward to working with you in 2021!



## Image Credits

- Cover © General Motors
- Page 6. © Tesla, Inc.
- Page 9. © Local Motors
- Page 10. © Porsche AG
- Page 13. © Porsche AG
- Page 14. © Czinger
- Page 15. © Additive Drives
- Page 18. © Steve Fecht for General Motors
- Page 21. © Steve Fecht for General Motors
- Page 22. © Steve Fecht for General Motors
- Page 24. © Steve Fecht for General Motors
- Page 26. © Sauber Motorsport AG
- Page 28. © Sauber Motorsport AG
- Page 29. © Sauber Motorsport AG
- Page 30. © Sauber Motorsport AG
- Page 33. © Sauber Motorsport AG
- Page 34. © Bugatti Automobiles S.A.S.
- Page 36. © Siemens
- Page 38. © Steve Fecht for General Motors
- Page 44. © Bugatti Automobiles S.A.S.
- Page 44. © Bugatti Automobiles S.A.S.
- Page 44. © Bugatti Automobiles S.A.S.
- Page 50. © Bugatti Automobiles S.A.S.
- Page 52. © Bugatti Automobiles S.A.S.
- Page 54. © Bugatti Automobiles S.A.S.
- Page 56. © Bugatti Automobiles S.A.S.
- Page 58. © Bugatti Automobiles S.A.S.
- Page 60. © Jaguar Land Rover
- Page 63. © SLM Solutions Group AG

## **Disclaimer**

© 2021 3D Printing Business Media Ltd All Rights Reserved.

This document and its contents are the property of 3D Printing Business Media Ltd (trading as "3dpbm").

No reproduction, copy or transmission in whole or in part is allowed without our written permission.

Copyrighted images herein are used for editorial purposes. Image rights remain with the original copyright holder.

The content published in this eBook is partially based on assumptions, estimates and public information. Whilst every effort has been made to ensure that the content is accurate, we accept no responsibility for any errors or omissions.

This document is for information purposes only. Readers should seek professional advice before acting on any statement made in this publication and we will not be held liable for any consequences or damages resulting from the use of any information published.

